

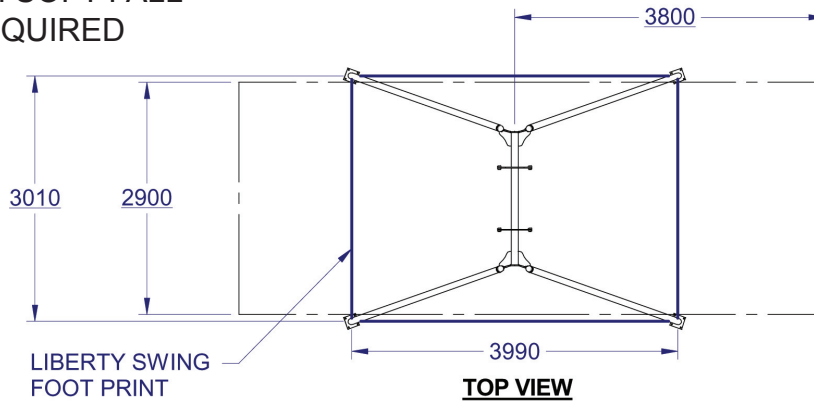
Liberty Swing

Technical Fact Sheet

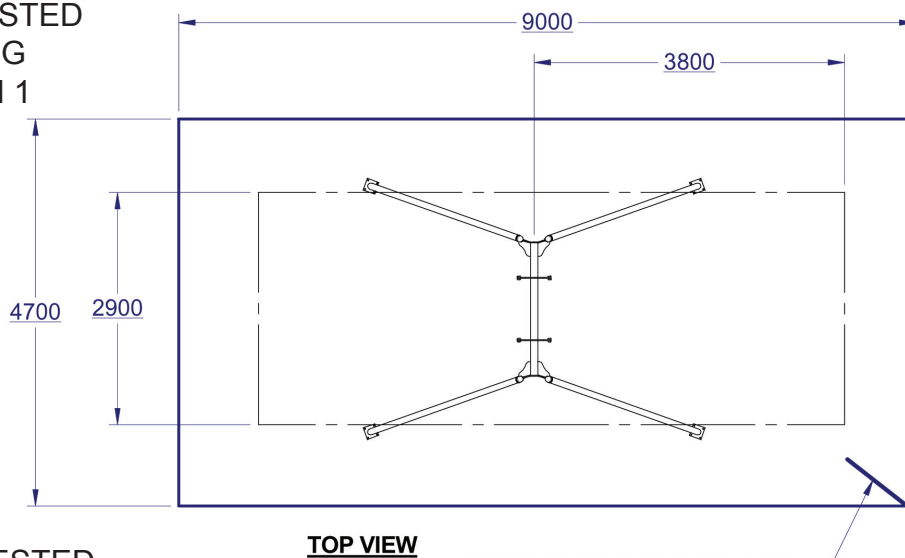
Swing measurements:	4.0 m long x 3.2 m wide; on/off device measures 1.2 m The Liberty Swing is 3.1 m at its highest point.
Minimum Fall Zone Dimensions	Approx 27 square metres Width: 2.9 m between support posts; Length: 3.8 m each side of crossbar (7.6m total)
Fall Zone/Height:	The manufacturer recommends a fall height of 1.8 m
Delivery:	Most deliveries within Australia are 4-6 weeks from date of order. The Liberty Swing is packaged for delivery and weighs approx 360 kg net; with packaging, 380 kg.
Swing Components/Locks:	<ul style="list-style-type: none"> - Capsule with internal seat, on/off device lock, wheel locks, seat belt and seat belt anchor points, seat belt locking compartment - On/Off device with torsion rod - Top swing cross bar - Capsule support arms (4) - Post legs (4) and extensions (6) - MLA key (2) - Signage: <ul style="list-style-type: none"> o Restricted area o How to Start/Finish Ride o Liberty Swing panels
Installation Instructions:	<p>Full Manual is supplied on order of the Liberty Swing and includes:</p> <ul style="list-style-type: none"> - General assembly plan and side elevations - Installation instructions - Soft fall instructions - Components list - Suggested fence layout plan (Swing must be fenced with - Maintenance program gate - see page 3 - Technical fact sheet Instruction Manual)
Australian Standards Compliance:	<p>AS 1924 Part 1 General Requirements AS 1924 Part 2 Design and Construction Safety Aspects AS 2555 Guide to Siting, Installation and Maintenance AS/NZS 4422: 1996 and AS/NZS 4486 Part 1-1997</p>
Fencing and Soft Fall	Not included
Manufacturer's warranty:	Jenway Industries offer a 5 year warranty with normal usage

Minimum softfall (dotted line) and suggested fencing layout options

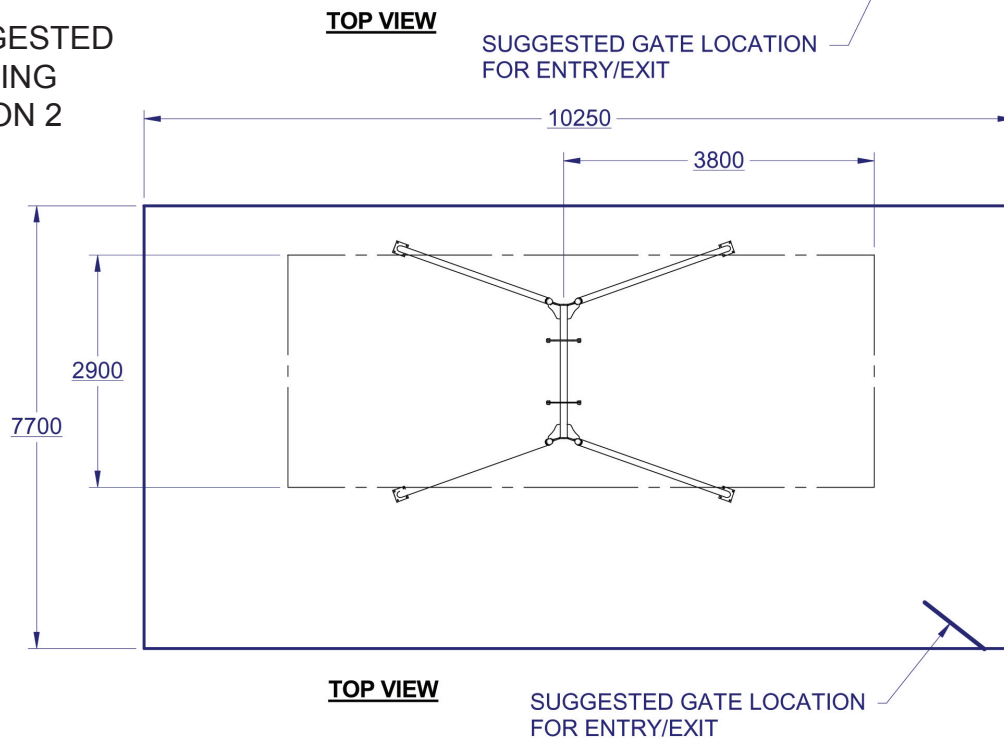
MINIMUM SOFT FALL AREA REQUIRED



SUGGESTED FENCING OPTION 1



SUGGESTED FENCING OPTION 2



(Liberty Swing must be fenced)